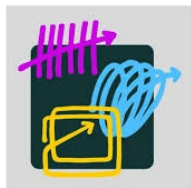


New at SPS



JVL...integration in motion

State of the art - next generation NEMA23 integrated steppers



sps ipc drives



JVL Industri Elektronik A/S is proud to announce a complete new generation of NEMA23 integrated steppers.

This new motor family is based on previous designs and customer feedback collected for many years and offers a wide pallet of options and possibilities which should make this product fit into almost any application.

Key features:

- Very high motor torque +40%
- Industrial Ethernets - 6 protocols
- Closed-loop operation
- Absolute multiturn encoder
- Safe Torque Off (STO) input
- High resolution 409600 cnt/rev.
- Double shaft
- Speed 0-3000 in 0.01RPM steps
- Electromechanical brake
- Wide supply range 7-72VDC
- Protection class up to IP65
- Connectors: M12 industrial

EtherCAT®

ETHERNET
POWERLINK

EtherNet/IP™

PROFI
INDUSTRIAL ETHERNET
NET

CANopen

SERCOS
the automation bus

8 Analog
Wireless
RS485
Pulse I/O
Dual Supp.
8 I/O
M12

Nano
PLC

Modbus

RS 485
2Mbit

PROFI
BUS

SSI
SYNCHRONOUS SERIAL INTERFACE



Bluetooth®

And more to come soon.....

LC0021-10GB

Accessories and options:



Integrated spindle (MIL23x)

Integrated Linear Stepper Motor. This motor can reduce cost, save space and reduce failure rate due to its simple construction. Captive, Non-captive and external linear with lead screw or rolled ball screw is available.




Power supplies and cables

Power supplies and cables for all types of set-up can be delivered as required. In this way installation is fast and easy for our customers. Please see our complete product line at www.jvl.dk.



Electric brake

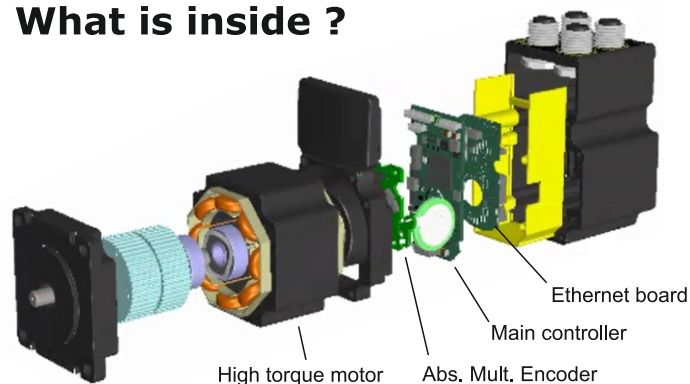
Optionally an electric brake, type MAB23x for all motors with NEMA 23. It is useful for holding the motor shaft fixed at power off or when the motor is used in vertical applications.



IP 65 protection

IP65 versions can also be delivered. They are resistant to rough chemicals and ideal for use in food processing, pharmaceutical, medico and chemical industries. Come with a maintenance free teflon shaft sealing, leak-proof cable entry and stainless steel flange and shaft.

What is inside ?



Physical dimensions:

Length (L)

MIS231 = 102mm
MIS232 = 122mm
MIS234 = 170mm

All dimensions in mm [inch]

